


Charitable GIVING in Canada



Contributions from Canadians are integral to supporting our quality-of-life. Here are the latest statistics from the 2010 Canada Survey of Giving, Volunteering and Participating.


For more information consult the full *Canadian Social Trends* article available on Statistics Canada's website at www.bit.ly/CSTgiving.



84%
of Canadians donate.

\$10.6 billion

donated by Canadians annually.

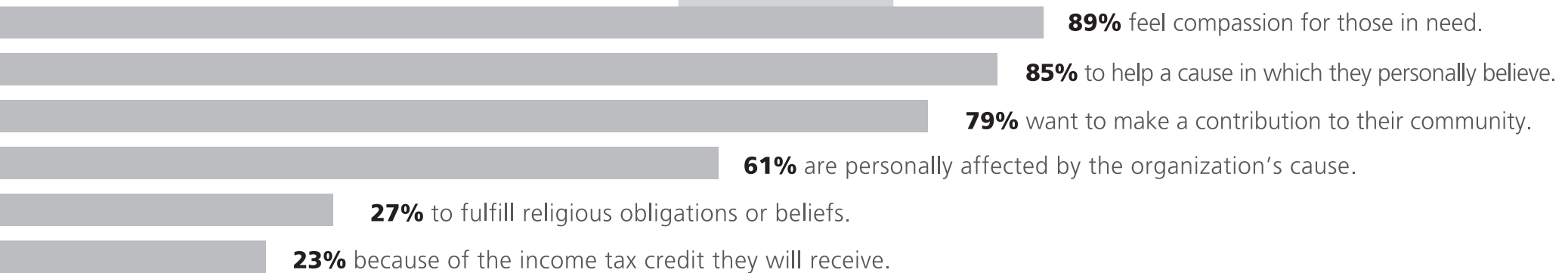


\$446
average annual gift by Canadian donors.

3.8 =

charities and nonprofits
average number of organizations each donor supports.

Why Canadians GIVE



AGE Differences in Charitable Giving

	% who give	Age	Average donation
	73%	15 to 24	\$143
	80%	25 to 34	\$305
	89%	35 to 44	\$431
	88%	45 to 54	\$477
	87%	55 to 64	\$626
	87%	65+	\$643



Imagine Canada is a national charitable organization whose cause is Canada's charities and nonprofits. www.imaginecanada.ca



Canada's premier tool for finding information about Canada's 85,000+ charities. www.charityfocus.ca



Statistics Canada's free online publication which discusses the social, economic and demographic changes affecting the lives of Canadians. www.bit.ly/CSTgiving

Sources: Statistics Canada, 2010 Canada Survey of Giving, Volunteering and Participating; Turcotte, Martin. 2012. "Charitable giving by Canadians." *Canadian Social Trends*. No. 93. April. Statistics Canada Catalogue no. 11-008-XIE. p.18-36. <http://www.statcan.gc.ca/pub/11-008-x/2012001/article/11637-eng.pdf> (accessed April 18, 2012).